



FOR THIRD GRADERS**EASY LESSONS IN GOOD SHOPPING MANNERS****I. LEAVE THINGS ALONE**


This month we are going to study about good manners in the store; that is, good shopping manners. When you enter a store, you see many interesting things on the counters. These are placed for you to look at, but not to handle unless a clerk asks you to do so. Never touch things on the counters. That is a good rule to remember when you enter a store.

II. TELL WHAT YOU WANT

If you go into a store to buy something, you should have in mind what you want to buy. Be sure to tell the clerk plainly and distinctly what you want. Do not stand a long time without saying anything. Choose as quickly as possible, and then tell what you want.

FOR THIRD GRADERS**EASY LESSONS IN GOOD SHOPPING MANNERS****III. BE POLITE TO THE CLERK**

A boy or girl should always be polite in all places. This is true at home, in the street, in the school, and even in a store. A clerk in a store gets tired standing all day, waiting on customers. Sometimes people are not polite when they talk to a clerk. This is bad. Be polite to the clerk.

**IV. ALWAYS COUNT YOUR CHANGE**

If you give fifty centavos to the clerk in a store to pay for something which costs twenty centavos, the clerk will give you back some change. In order to avoid any difficulty, you should always count your change in front of the clerk as soon as it is handed to you. The clerk will be glad to correct a mistake if one has been made.

